

This Week in Year 3

Monday 1st June 2026

Homework:

Daily reading

Weekly Spellings


Times tables

SpaG.com - Please use the half term to catch up on any SPaG homework.



English

In English this week, we will be continuing our unit on writing non-chronological reports. We will be exploring the book 'A Year Full of Celebrations and Festivals' by Claire Grace and using it to identify the key features of a non-chronological report. The children will spend the week writing and editing their own non-chronological reports based on a festival of their choice.



What can you do to help your child?

- Read (and sign) your child's reading book every day.
- Practise weekly spellings using the spelling menu that has been provided.
- Discuss the features of a non-chronological report listed.

Features of non-chronological reports

Reports are texts that give you information about a specific topic.

Reports are informative so they need to be:

clear
accurate
easy to follow

Language

Non-chronological reports use formal language and have a serious tone. They use the third person. They are not written in time order. They often include technical terms relevant to the topic.

Layout

- A **heading** tells you what the report is about.
- **Subheadings** tell you what each subsection is about — this makes it easy to find information.
- **Bullet points** break lists of facts up so they are easier to read.
- **Diagrams** and **graphs** give extra information.
- A **glossary** explains what technical terms mean.

Structure

- The first paragraph is an **introduction** — it gives background information.
- The report is split into **subsections**. Each one is about a different part of the topic.
- The report ends with a **conclusion**. This summarises the main points in the report.



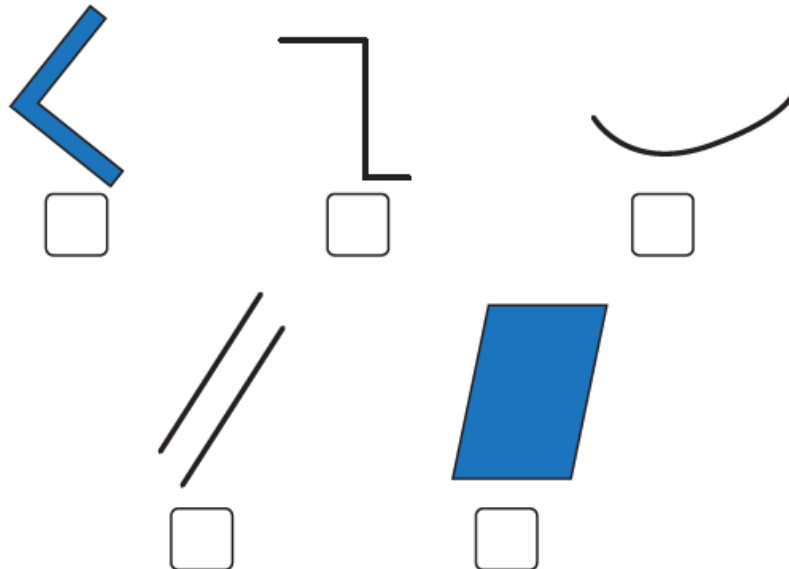
Maths

This week in maths, we will be continuing with our work on shape. We will start by focusing on angles, we will explore that an angle is a measure of a turn. We will practise making quarter, half, three-quarter and whole turns in both clockwise and anticlockwise directions and in familiar contexts such as on a clock face or the points of a compass. We will then be classifying angles based on whether they are greater or less than a right angle. The children will also be completing a reasoning and arithmetic assessment. This will inform our planning for the remainder of the year.

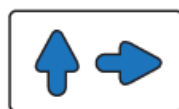
What can you do to help your child?

- Log onto TT Rockstars.
- <https://www.bbc.co.uk/bitesize/articles/zg68k7h>
- Complete the activity below.

1. Which pictures show at least one angle?



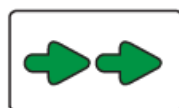
2. Match the picture to the turn. Each arrow has been turned clockwise.



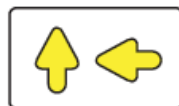
full turn



quarter turn



half turn



three-quarter turn

Art Week:

This week Year 3 will be participating in our whole school Art Week. This year the focus will be on contemporary Indigenous Australian art. Throughout the week we will be experimenting with colour and pattern. We will finish the week by creating art in the style of contemporary Indigenous Australian art and these artistic creations will be displayed at our very own art gallery at Open Evening on 1st July for you to see and hopefully buy!

RE:

In RE this week, the children will be exploring how Sikhs show commitment to God.

PSHE

This week the children will be starting their new topic 'Changing Me.' We will be teaching the children about the different stages of human growth (baby, toddler, child, adolescent and adult).

Weekly Spellings

Given out: 01.06.26

1. dream
2. each
3. read
4. breathe
5. head
6. read

Tested: 08.06.26

7. instead
8. breath
9. earth
10. heard
11. learn

Spelling Menu:

Day 1	Day 2	Day 3	Day 4
Write the entire list end-to-end as one long word. Write each new word in a different colour. e.g. trainbackstop Do this 3 times with the words in a different order.	Write the definitions for all of your words.	Write a story using all your spelling words. Underline the words you used.	Write all of your words replacing vowels with a line. Go back and see if you can fill in the vowels. e.g. q--st--n = question
Type out your spelling words on the computer. Try to use at least 4 different fonts.	Write each spelling word and then write at least 2 words made from that word. e.g. catch - cat, hat	Create your own word search with your spellings. Show the answers to your puzzle in a different colour.	Write each of your words 5 times.
Draw an alien. Fill it's insides by writing your words many times.	Ask someone at home to mix up the letters for each of your spelling words. Can you solve the anagrams?	Write the antonym (opposite) for each of your words.	Choose 4 words. Write a tongue twister for each of them.

Year 3 Recommended Reads:

