

Welcome back! We hope that you had a lovely half term break!

Year 2 Art Week

This week is Art Week at Fairfield's. We are studying contemporary Indigenous Australian art. We will be looking at examples of this art and identifying the key features. We will be producing our own piece of Indigenous Australian art. The children's finished work will be framed and then later will be displayed in a gallery at Open Evening on Wednesday 1st July for you to see and hopefully buy!

What can you do at home to help your child?

- Have a look at these symbols...

Aboriginal Australian Art Symbols

Generations of Aboriginal and Torres Strait Islander Peoples were able to pass down important cultural stories by using symbols and icons portrayed in artwork.

Each symbol communicates and shares the meaning of their life on earth, important rituals, food and customs.

These symbols form an important part of Aboriginal and Torres Strait Islander Peoples art and can vary from region to region but are generally understood. Aboriginal art has been used for thousands of years to convey stories and messages that are extremely important to their cultures. Aboriginal artists create their works based on how the land was created, basing their subject matter mainly on patterns and animals.

The iconography used when applied to any surface then converts it to having religious or time-honoured meaning.



boomerang



bush berry



bush tucker



campfire



digging sticks



emu tracks



goanna tracks



heavy rain



human tracks



hunting boomerang



kangaroo tracks



man sitting



meeting place



moving kangaroo tracks



people sitting



possum tracks



rain



sandhill or cloud



snake



spear



sun or star



travelling resting place



water



water holes



witchetty grub



woman



women sitting



4 women sitting

Weekly Spellings

act
collect
reflect
inspect
action
emotion
caption
fraction
reception
attention

Test on Friday 5th June 2026

Maths:

This week, we will be finishing our work on fractions and starting our work on time. We will be telling the time on analogue clocks- o'clock, half past, quarter past and quarter to.

What can you do at home to help your child?

- Look at different clocks at home and when you are out and about. Identify clocks as analogue (with hands) and digital.

English:

This week, we will be looking at famous artists and completing a reading comprehension on aboriginal Australian culture to tie in with Art Week.

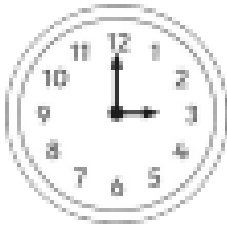











What can you do at home to help your child?

- Research Australian aboriginal culture, creating a fact file about all you have learnt.

- Try this...

Telling the Time

Write down the time each clock is showing on the line underneath.

 _____	 _____	 _____
 _____	 _____	 _____
 _____	 _____	 _____
 _____	 _____	 _____