This Week in Year 3

Monday 23rd November 2026

Homework:

Daily reading
Weekly Spellings
Times tables
Science project
Preposition - https://www.bbc.co.uk/bitesize/articles/zw38srd#ztn4qyc
Adverbs - https://www.bbc.co.uk/bitesize/articles/zr2ftrd

English

This week the children will begin to prepare to write their own fables. We'll start with planning the moral, characters and settings and then move on to the finer details. We'll also recap on the fables read since the beginning of the topic and try to emulate some of the aspects we most enjoy into our own work.

What can you do to help your child?

- Read (and sign) your child's reading book regularly. Ask your child if they can identify any direct speech in their reading book.
- Practise weekly spellings, if you are struggling with ideas on how to learn spellings, use the spelling menu attached below.
- Ask your child if they can recall what has happened in Chapter 4 of Bill's New Frock.
- Have a look at the play script below. With your child, identify any features you can see.

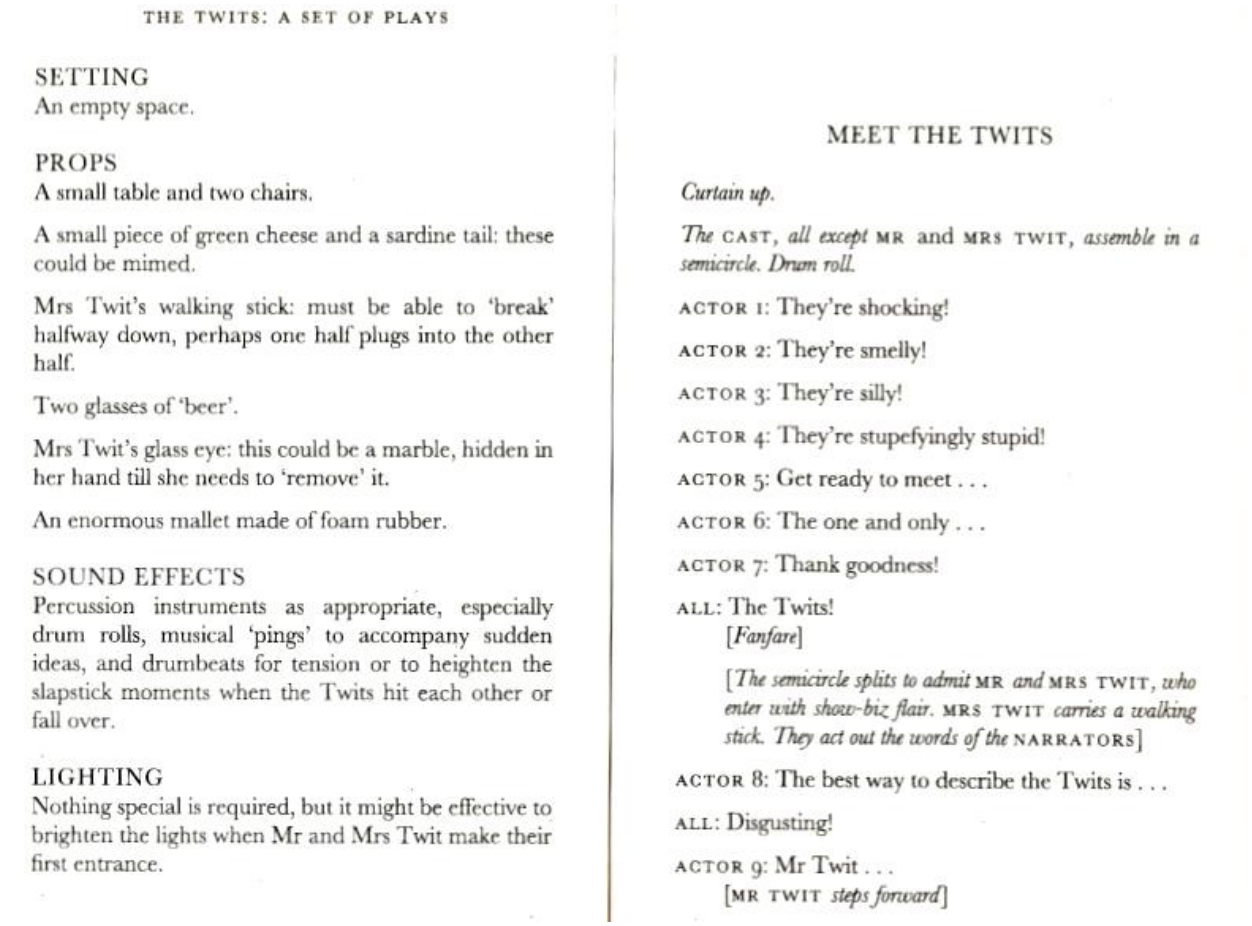

THE TWITS: A SET OF PLAYS

SETTING
An empty space.

PROPS
A small table and two chairs.

A small piece of green cheese and a sardine tail: these could be mimed.

Mrs Twit's walking stick: must be able to 'break' halfway down, perhaps one half plugs into the other half.

Two glasses of 'beer'.

Mrs Twit's glass eye: this could be a marble, hidden in her hand till she needs to 'remove' it.

An enormous mallet made of foam rubber.

SOUND EFFECTS
Percussion instruments as appropriate, especially drum rolls, musical 'pings' to accompany sudden ideas, and drumbeats for tension or to heighten the slapstick moments when the Twits hit each other or fall over.

LIGHTING
Nothing special is required, but it might be effective to brighten the lights when Mr and Mrs Twit make their first entrance.

MEET THE TWITS

Curtain up.

The CAST, *all except* MR and MRS TWIT, *assemble in a semicircle. Drum roll.*

ACTOR 1: They're shocking!

ACTOR 2: They're smelly!

ACTOR 3: They're silly!

ACTOR 4: They're stupefyingly stupid!

ACTOR 5: Get ready to meet . . .

ACTOR 6: The one and only . . .

ACTOR 7: Thank goodness!

ALL: The Twits!
[*Fanfare*]

[*The semicircle splits to admit* MR *and* MRS TWIT, *who enter with show-biz flair.* MRS TWIT *carries a walking stick. They act out the words of the* NARRATORS]

ACTOR 8: The best way to describe the Twits is . . .

ALL: Disgusting!

ACTOR 9: Mr Twit . . .
[MR TWIT *steps forward*]

Maths

This week in maths, we will be continuing with multiplication and division. We will be reminding ourselves of the multiples of 5 and 10 that we covered in Year 2. We will be identifying the multiples of 5 on a hundred square. We will then look at sharing and grouping as a strategy for multiplication. We will apply this to the 2, 5 and 10 times tables before moving onto the 3 and 4 times tables. We will use concrete resources such as cubes and counters to demonstrate this.

There are 5 towers.

Each tower has 3 cubes.



Complete the sentences.

There are _____ equal groups with _____ in each group.

There are _____ altogether.

_____ + _____ + _____ + _____ + _____ = _____

_____ × _____ = _____

Things to do with your children:

- TT Rockstars daily.
- Complete the following activities:

1) Colour in all of the multiples of 3.

1	2	3	4	5	6	7	8	9	10
11	12	13	14	15	16	17	18	19	20
21	22	23	24	25	26	27	28	29	30
31	32	33	34	35	36	37	38	39	40
41	42	43	44	45	46	47	48	49	50

True or False

Multiples of 3 are in a pattern of

odd, even, odd, even

_____

Create your own true or false question about the 3 times tables.

_____

_____

2) Complete the number sentences below.

$8 \times 3 = \square$ $\quad \square = 33 \div 3$ $\quad 3 \times \square = 36$

$21 \div 3 = \square$ $\quad \square = 6 \times 3$ $\quad 18 \div 3 = \square$

$12 \div \square = 4$ $\quad 3 \times \square = 0$

3) Complete the statements using the digit cards below.

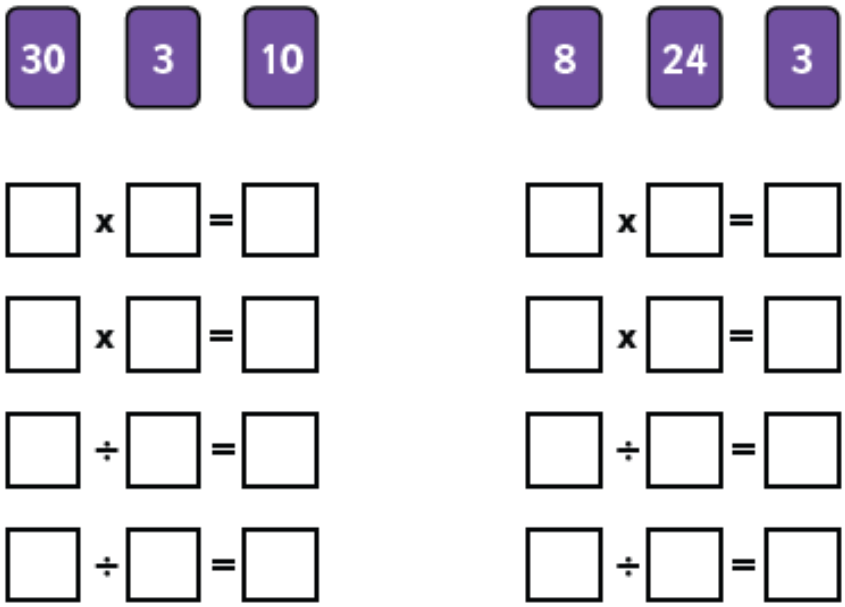

PSHE:

This week in PSHE, the children will be identifying what bullying is. They will have various scenarios and will need to identify whether they think it is bullying or not and what could be done about it.

Weekly Spellings

gently	probably	incredibly
simply	horribly	possibly
humbly	illegibly	terribly
nobly	impossibly	sensibly

Monday 30th November 2026

Spelling Menu:

Day 1 ***(Monday)***	**Day 2** ***(Tuesday)***	**Day 3** ***(Wednesday)***	**Day 4** ***(Thursday)***
Test a family member on your words. Can they get them all correct?	Write your words backwards. For example: cat = tac	Write your spelling words out in bubble writing.	Write out your words. Then draw around them to help you remember their spelling and meaning.
Choose 4 of your words. Write an acrostic poem for each of them.	Underline the prefixes and suffixes in the words you are learning. Make sure you know what they mean. E.g. <u>re</u>lock happi<u>ness</u>	Type out your spelling words on the computer. Try to use at least 4 different fonts.	Write the entire list end-to-end as one long word. Write each new word in a different colour. e.g. trainbackstop Do this 3 times with the words in a different order.
Write your words using the 'Look, Cover, Write, Check' strategy.	Write each of your words. Change one letter (if possible) to make a new word. E.g. cat = bat	Write the antonym (opposite) for each of your words (if possible).	Play hangman with someone at home. Use your spelling words. Who will win?

It's Decoration / Christmas Jumper day on Thursday 26th November. Children can wear their Christmas or festive jumpers / outfits to school.

Please remember that school will be closed for children on Friday 27th November.

Year 3 Recommended Reads:

