

Welcome back to school!

We hope you had a great Easter break and we look forward to an exciting Summer Term.

Goshawk have PE lessons in school on **TUESDAYS**.

Harrier have **SWIMMING** lessons on **THURSDAYS**.

Please ensure that your child wears their PE kit to school on their PE/SWIMMING day.

ENGLISH

This week we will be starting our new novel, Harry Potter and the Philosopher's Stone by J K Rowling. We will begin reading it and will look at the features of fantasy stories. We will also revise compound and complex sentences as well as working towards writing a 'chapter' about the good characters fighting magical creatures!

What can you do at home to help your child?

- Read with your child on a regular basis. Whilst reading, ask your child questions about what they have read.
- Discuss with your child what is included in fantasy stories. What fantasy stories can they think of? What creatures/characters and magic do they have in them? How could the creatures be described? Look at lots of different fantasy stories with pictures if possible to help give your child ideas for their own writing.
- Watch this video to revise different sentence types
<https://www.youtube.com/watch?v=smyeUomfyA>



Please READ regularly at home and sign your child's Reading Record.

MATHS


This week in maths we will be looking at:

- dividing a 2-digit number by 10 tenths as fractions
- hundredths as fractions
- hundredths as decimals
- hundredths on a place value chart

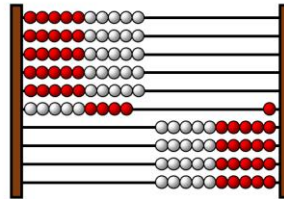
What can you do at home to help your child?

Try the following questions. . .

$$32 \div 10 =$$

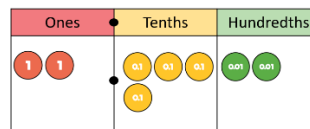


The Rekenrek is made from 100 beads.



If the Rekenrek represents 1 whole, what fraction is shown on the left?

What number is represented in the place value chart?



There are ones.

There are tenths.

There are hundredths.

The number represented is

Go on 'Times Table Rock Stars' with your child on a daily basis to improve their knowledge of times tables.

Children need to know their tables up to 12x12.

We are currently running Times Tables Rock Star battles during the week as well as the weekends.

The Y4 statutory multiplication tables check is in June.

To practise the format of the test, you can use the 'Soundcheck' feature on TT Rock stars or visit www.timestables.co.uk

This has a mock version of the test that the children will be taking.

Below is a web link to **Supermovers** times tables where the children can learn their times tables with some fun characters.

<https://www.bbc.co.uk/teach/supermovers/times-table-collection/z4vv6v4>



Name: _____

Number of Questions: **60**

Testing: **3x, 4x, 5x, 6x, 7x, 8x, 9x, 10x, 11x, 12x**

$8 \times 3 =$ _____	$5 \times 10 =$ _____	$10 \times 6 =$ _____	$5 \times 7 =$ _____
$1 \times 9 =$ _____	$3 \times 2 =$ _____	$3 \times 5 =$ _____	$4 \times 7 =$ _____
$8 \times 7 =$ _____	$11 \times 6 =$ _____	$4 \times 5 =$ _____	$6 \times 4 =$ _____
$7 \times 12 =$ _____	$12 \times 2 =$ _____	$5 \times 12 =$ _____	$6 \times 7 =$ _____
$7 \times 2 =$ _____	$11 \times 7 =$ _____	$7 \times 4 =$ _____	$2 \times 12 =$ _____
$5 \times 5 =$ _____	$12 \times 11 =$ _____	$5 \times 1 =$ _____	$2 \times 6 =$ _____
$12 \times 6 =$ _____	$4 \times 5 =$ _____	$12 \times 4 =$ _____	$6 \times 8 =$ _____
$10 \times 9 =$ _____	$7 \times 8 =$ _____	$9 \times 5 =$ _____	$6 \times 4 =$ _____
$1 \times 5 =$ _____	$4 \times 3 =$ _____	$12 \times 5 =$ _____	$3 \times 10 =$ _____
$6 \times 10 =$ _____	$7 \times 9 =$ _____	$11 \times 4 =$ _____	$11 \times 5 =$ _____
$8 \times 7 =$ _____	$1 \times 7 =$ _____	$1 \times 3 =$ _____	$4 \times 8 =$ _____
$5 \times 6 =$ _____	$9 \times 8 =$ _____	$11 \times 12 =$ _____	$2 \times 8 =$ _____
$6 \times 11 =$ _____	$5 \times 9 =$ _____	$1 \times 11 =$ _____	$8 \times 12 =$ _____
$3 \times 4 =$ _____	$5 \times 3 =$ _____	$11 \times 5 =$ _____	$12 \times 7 =$ _____
$2 \times 4 =$ _____	$3 \times 11 =$ _____	$6 \times 1 =$ _____	$3 \times 3 =$ _____

Thank you to everybody for completing your Times Tables worksheet at home!
We hand them out every Friday and the children have until
Wednesday to hand them in. 😊

SPELLINGS

Possessive apostrophe with plural words

girls', boys', babies', children's, men's, mice's, women's,
parents', teachers', dogs', people's, students'

Below are a few activities you could choose from each day to help practise the spellings. They may make it a bit more interesting to the normal 'Look, Cover, Write, Check' method.

Day 1 (Monday)	Day 2 (Tuesday)	Day 3 (Wednesday)	Day 4 (Thursday)
Try to find at least 2 synonyms for each of your spelling words.	Write each of your words in dots. Next, join them up using a different colour.	Write your words using one colour for the vowels and another colour for the consonants. (vowels: a, e, i, o, u)	Ask someone at home to mix up the letters for each of your spelling words. Can you solve the anagrams?
Draw a scary scene and hide your words in the picture.	Choose 4 of your words. Create a mnemonic for each one. E.g. because = big elephants can't always use small exits.	Write jokes containing each of your spelling words.	"Write" your words by cutting letters out of a newspaper or magazine and gluing the letters in your book to spell the words.
Create your own word search with your spellings. Show the answers to your puzzle in a different colour.	Write your words in fancy, fun or silly handwriting.	Write 2 words with one letter in common so that they cross over each other. E.g - d l o g t	Write questions with half of your spelling words. Then use the other half to answer the questions. Underline the words you used.



Y4 Recommended Reads:

Click each book cover or linked book title to view on Amazon.

